

# 2/1 GLOSSY POLYOLEFIN

- **Shrink Temperature**  
239°F (115°C)
- **Versatile And Economical Termination Solution**
- **Attractive Glossy Surface**
- **Excellent UV Resistance**
- **Good Electrical Properties And Chemical Resistance**

| Nominal Size | Part #  | Unshrunk Diameter /mm | Shrunk Diameter /mm | Put-Ups    |            | Available Colors | Lbs/ 100' |
|--------------|---------|-----------------------|---------------------|------------|------------|------------------|-----------|
|              |         |                       |                     | Bulk Spool | Shop Spool |                  |           |
| 1/8"         | H2G0.13 | 3.2                   | 1.6                 | 500'       | 25'        | 4                | 0.43      |
| 3/16"        | H2G0.19 | 4.8                   | 2.4                 | 200'       | 25'        | 4                | 0.60      |
| 1/4"         | H2G0.25 | 6.4                   | 3.2                 | 200'       | 25'        | 4                | 1.04      |
| 3/8"         | H2G0.38 | 9.5                   | 4.7                 | 200'       | 25'        | 4                | 1.31      |
| 1/2"         | H2G0.50 | 12.7                  | 6.4                 | 200'       | 25'        | 4                | 1.52      |
| 3/4"         | H2G0.75 | 19.1                  | 9.5                 | 100'       | 25'        | 4                | 2.58      |
| 1"           | H2G1.00 | 25.4                  | 12.7                | 100'       | 25'        | 4                | 3.74      |
| 1 1/2"       | H2G1.50 | 38.1                  | 19.1                | 100'       | 25'        | 4                | 5.53      |
| 2"           | H2G2.00 | 50.8                  | 25.4                | 100'       | 25'        | 4                | 8.25      |

## Flexible 2/1 Glossy Heatshrink Tubing Shrinks To 1/2 its original diameter!

Shrinkflex heatshrink tubing is the ideal way to create a tight, professional finish on any wire, hose or cable management project. Once shrunk, the tubing will hold its reduced state even in elevated temperatures. The wide range of diameters and the attractive glossy finish makes this heatshrink a perfect solution for any termination application.

Not as versatile as a high ratio shrink product, 2/1 will still slide easily over small inline splices and connectors and provide a tight seal in many applications.

**Colors Available:**  
4 = RD, & WH, BK & CL.



**Cut Cleanly**  
Scissor

**Material**  
Polyolefin


**Grade**  
H2G

Colors Available:



Red (RD), White (WH), Black (BK), and Clear (CL).

**Perfect tubing for application where an attractive glossy finished look is important.**



[www.techflex.com](http://www.techflex.com)

800.323.5140 • 973.300.9242 • fax: 973.300.9409  
 29 Brookfield Dr • Sparta, NJ 07871


**2/1 GLOSSY POLYOLEFIN**

**FLAMMABILITY**

Moisture Absorption % *ASTM D-570* \_\_\_\_\_ 0.2  
 Flammability Rating \_\_\_\_\_ N/A

**Chemical Resistance**

Corrosion *ASTM DTL-23053* \_\_\_\_\_ No Corrosion  
 Fluid Resistance (73°F/23°C 24 hrs.) \_\_\_\_\_ 1,000  
 UV Color Stability (3,000 hrs.) \_\_\_\_\_ No Color Reduction  
*Weather-o-meter*  
 UV Color Resistance (3,000 hrs.) \_\_\_\_\_ No Color Reduction  
*Weather-o-meter*



Measure the Shrinkflex® tubing to length and cut with a scissor. The thickness of your bundle, as well as the desired final appearance, will determine the length of the tubing you cut. Generally, a piece 1 1/2" - 2" long will accommodate almost any need. Single wires, or smaller bundles, require shorter pieces.

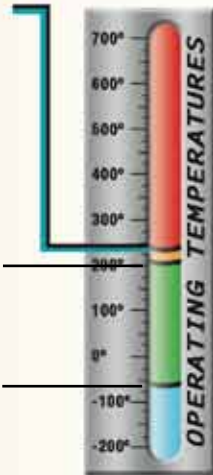


Slip the Shrinkflex® tubing over the bundle and position it so that both the sleeved and unsleeved portions are sufficiently covered. Notice the small pieces of tubing installed on single wires as part of a color coding system. If your project requires multiple operations, always work up from the smallest to the largest bundle.



Gently apply heat to Shrinkflex® tubing from a heat gun, hair dryer or torch with an appropriate attachment. Keep the heat source far enough away so that hot metal or direct flame does not come in contact with the tubing, wires or sleeving. Move the heat around the bundle to prevent damaging the sleeving and to ensure that all areas of the tubing have been shrunk. Once cooled, your installation is complete.

Shrinks  
 239°F (115°C)



Maximum Continuous  
*Mil-I-23053*  
 221°F (105°C)

Minimum Continuous  
 -67°F (-55°C)

**PHYSICAL PROPERTIES**

Recommended Cutting \_\_\_\_\_ Scissors  
 Stock Colors \_\_\_\_\_ 4  
 Tensile Strength PSI *ASTM D-638* \_\_\_\_\_ 1,500  
 Elongation % *ASTM D-638* \_\_\_\_\_ 200  
 Specific Gravity *ASTM D-792* \_\_\_\_\_ 1.0  
 Low Temperature flex (-67°F/-55°C) \_\_\_\_\_ No Cracking  
*MIL-DTL-23053*  
 Heat Resistance (277°F/136°C, 168 Hrs.) *ASTM D-638* \_\_\_\_\_ 100  
 Secant Modulus PSI *ASTM D-882* \_\_\_\_\_ 25,000  
 Longitudinal Change % *MIL-DTL-23053* \_\_\_\_\_ +5, -15  
 Dielectric Strength (volts/mil) *ASTM D-876* \_\_\_\_\_ 500  
 Volume Resistivity (ohm-cm) *ASTM D-876* \_\_\_\_\_ 1.0 x 10<sup>15</sup>